

# How to Install the YearBook Icon on your iPhone



**Step 1:** Open the Safari Web Browser App


**Step 2:** Type the following URL into the search bar and press 'Go'

<https://yearbook.thelatzreport.com.au/?pid=MTY160854&v=1.1>

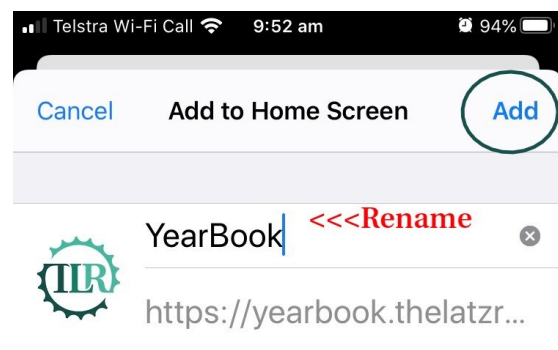
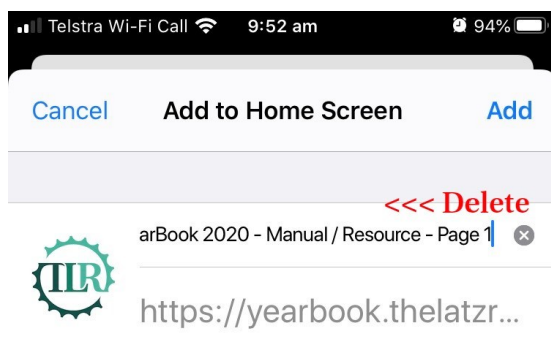
**Step 3:** Click on the 'Share' icon on the bottom menu bar (see image below)



**Step 4:** Scroll down and click on 'Add to Home Screen'



**Step 5:** Delete the name of the link leaving just 'YearBook' in the title, then click 'Add' at the top right of the screen



**Step 6:** A new YearBook icon will appear on your home screen. Open the App by tapping on the icon.



For additional assistance, please call  
0414 68 4747 or 02 4225 8372