

# How to Install the YearBook Icon on your iPhone



Step 1: Open the Safari Web Browser App


Step 2: Type the following URL into the search bar and press 'Go'

<https://yearbook.thelatzreport.com.au/?pid=MTY160854&v=1.1>

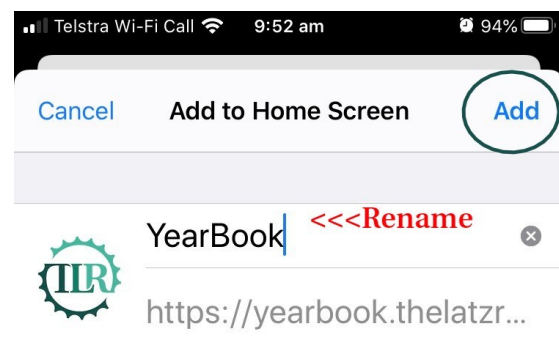
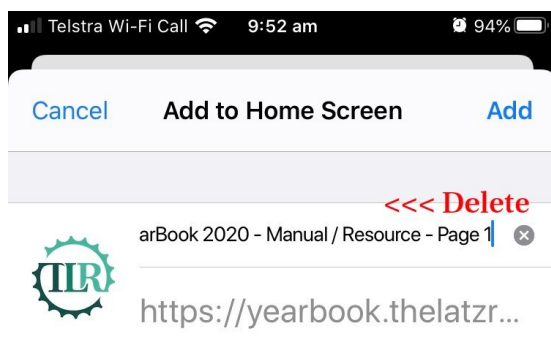
Step 3: Click on the 'Share' icon on the bottom menu bar (see image below)



Step 4: Scroll down and click on 'Add to Home Screen'



Step 5: Delete the name of the link leaving just 'YearBook' in the title, then click 'Add' at the top right of the screen



Step 6: A new YearBook icon will appear on your home screen. Open the App by tapping on the icon.



For additional assistance, please call  
0414 68 4747 or 02 4225 8372